



Solutions when beat-to-beat changes are crucial

Cardiologists around the world are using Finapres Medical Systems B.V. devices. Our equipment offers fast, easy to use and safe non-invasive cardiovascular evaluation. Powerful, clinically validated algorithms and advanced patented technology are used to improve patient wellbeing and to perform cost effective clinical research.

Verifying vasovagal syncope easily

Head-up tilt table (HUT) testing is one of the most common ways to diagnose vasovagal syncope (fainting) especially when earlier diagnoses have been uncertain. Patients suffer generally from a combination of two reactions: a drop in heart rate followed by a drop in blood pressure (cardioinhibitory response) and/or a drop in blood pressure due to arterial dilatation (vasodepressor response). Both reactions can be monitored and analyzed using our Finometer® or Portapres® systems.

Assessing patients with an increased risk for heart failure

Cardiac output and stroke volume as well as other hemodynamic parameters are important to assess the risk for hypertension, cardiomyopathy and ischemic heart disease. Finapres devices are widely used in research and clinical settings to assess the circulation of a patient. Risk free and with a high level of comfort due to the absence of an arterial line.

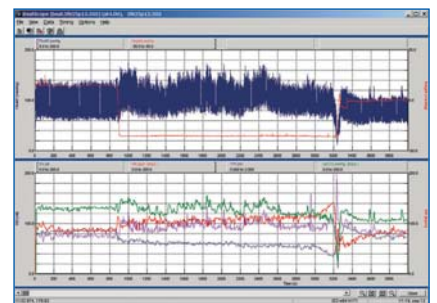


FIGURE 1 - provides a tilt table test showing stroke volume (blue), heart rate (red), and total peripheral resistance (purple) before, during and after tilting.



Cardiology

Ensuring optimal pacemaker settings

Finapres systems are used to optimize the atrioventricular delay in cardiac resynchronization therapy. The changes in systolic blood pressure are monitored as AV delays are changed. The optimum AV delay is found when blood pressure is at its maximum and becomes progressively lower when moved away from the optimal settings for the patient.

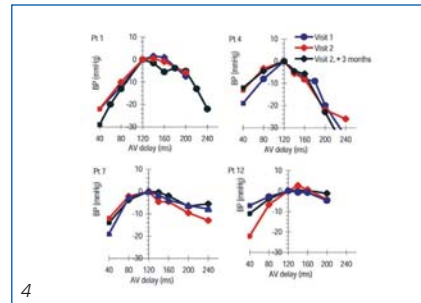
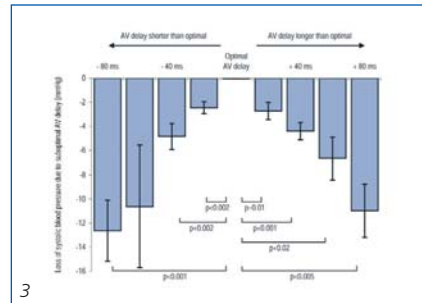



FIGURE 2 and 3 - are showing the changes in blood pressure with different AV settings.

FIGURE 4 - shows the reproduction after initial test.

Insight in your patients baroreflex sensitivity

Baroreflex sensitivity (BRS) is an important measure in for example essential hypertension, obesity, depression and symptomatic carotid artery disease. The Finometer® and Portapres® systems are easily and accurately used to assess a patients BRS. The hemodynamic parameters are obtained by non-invasive beat-to-beat blood pressure measurements in combination with powerful algorithms within our BeatScope® software.

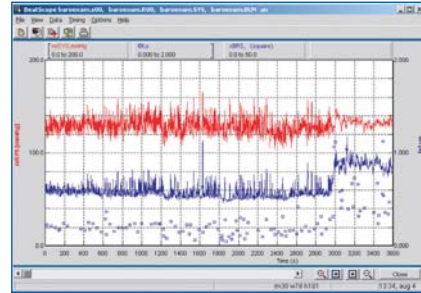


FIGURE 5 - shows offline systolic blood pressure (red), inter beat interval (blue) and baroreflex sensitivity (xBRS) during a tilt table test.

Finapres Medical Systems B.V.

Corporate Address:
 Paasheuvelweg 34a
 NL-1105 BJ Amsterdam ZO
 The Netherlands

Finapres Sales & Marketing
 Tel: +31 20 697 2228
 Fax: +31 20 609 0677
 Email: sales@finapres.com

Finapres Customer Service
 Tel: +31 20 609 0974
 Fax: +31 20 609 0677
 Email: info@finapres.com



www.finapres.com

900712-592-41
 Portapres®, Finometer® PRO and Finometer® MIDI are the commercial names for Portapres® Model-1 and Finometer® Model-2.